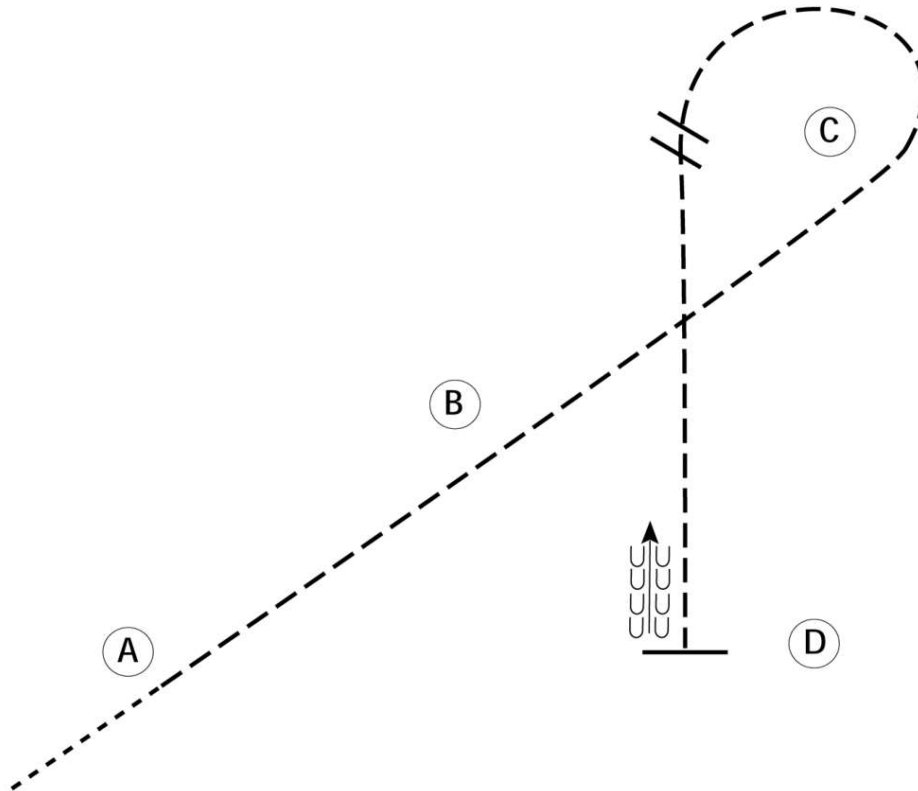


Hunt Seat Equitation (All Walk Trot)

Show Date: 28 APRIL 2024

www.HorseShowPatterns.com

www.HorseShowPatterns.com



Be ready before A.

1. Walk to A.
2. Sitting trot to B.
3. Posting trot on the right diagonal to and around C.
4. At C, change diagonals.
5. Posting trot on the left diagonal to D.
6. Stop at D. Back approximately one horse length.
7. Follow the instructions of your ring steward.

Walk	-----
Trot	- - - - -
Extended Trot	-----
Canter	—————
Leg Yield	
Lead Change	↘
Back	← 2222
Marker	ⓑ
Sidepass	← — — — →
Hand Gallop	—————

[HSE/WT-14]

Pattern Provided by:

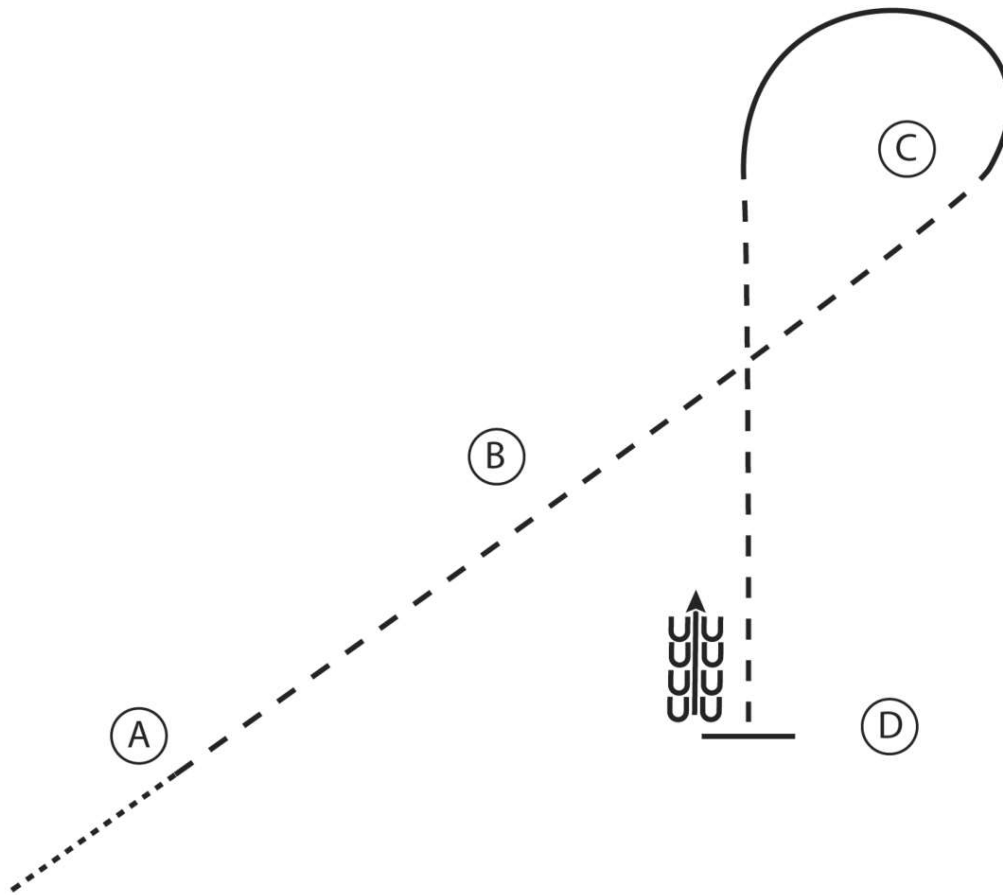
Judges

Hunt Seat Equitation (All Walk-Trot -Canter)

Show Date: 28 APRIL 2024

www.HorseShowPatterns.com

www.HorseShowPatterns.com



1. Walk to A
2. Sitting trot to B
3. Posting trot to C on the right diagonal
4. At C canter a half circle on the left lead
5. At C posting trot to D on the left diagonal
6. Stop at D and back 4 steps

Walk
Trot	-----
Extended Trot	-----
Canter	—————
Leg Yield	
Lead Change	↙↘
Back	←←←←
Marker	(B)
Sidepass	←-----→

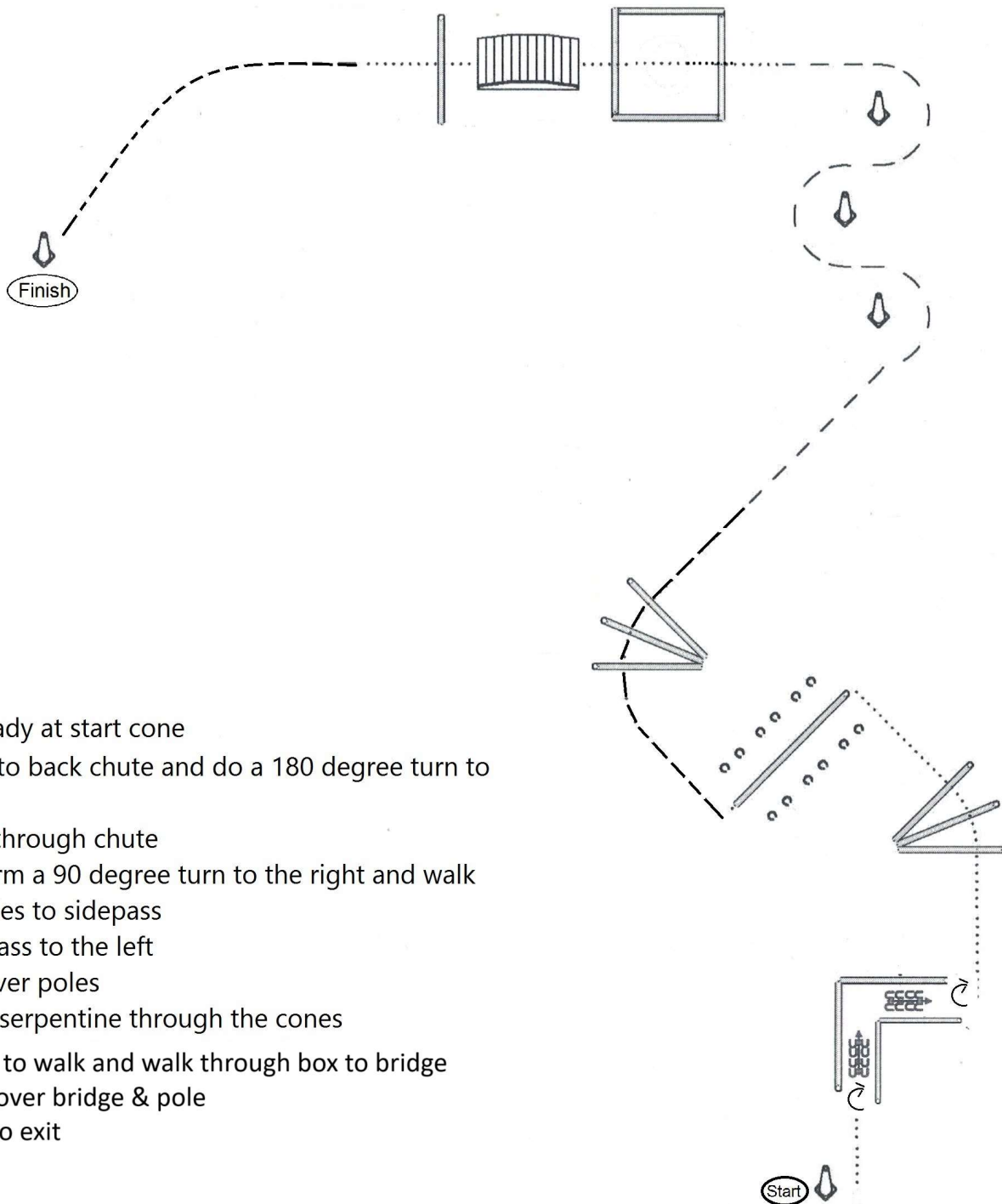
[HSE/2-2]

Pattern Provided by:

Judges

MWHA 28 April 2024

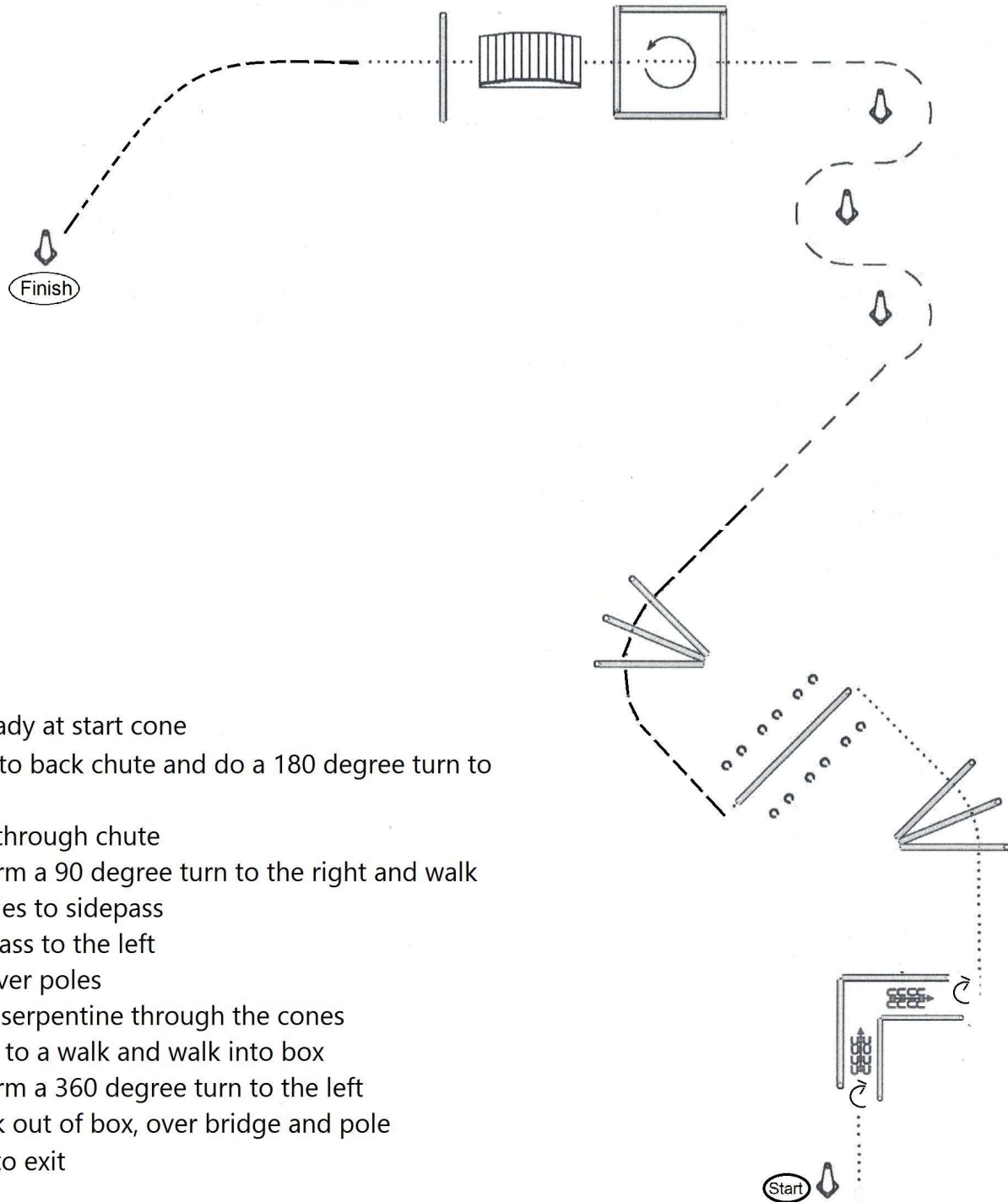
Trail IN HAND



1. Be ready at start cone
2. Walk to back chute and do a 180 degree turn to right.
3. Back through chute
4. Perform a 90 degree turn to the right and walk over poles to sidepass
5. Sidepass to the left
6. Jog over poles
7. Jog a serpentine through the cones
8. Break to walk and walk through box to bridge
9. Walk over bridge & pole
10. Jog to exit

MWHA 28 APRIL 2024

Trail All Walk Trot

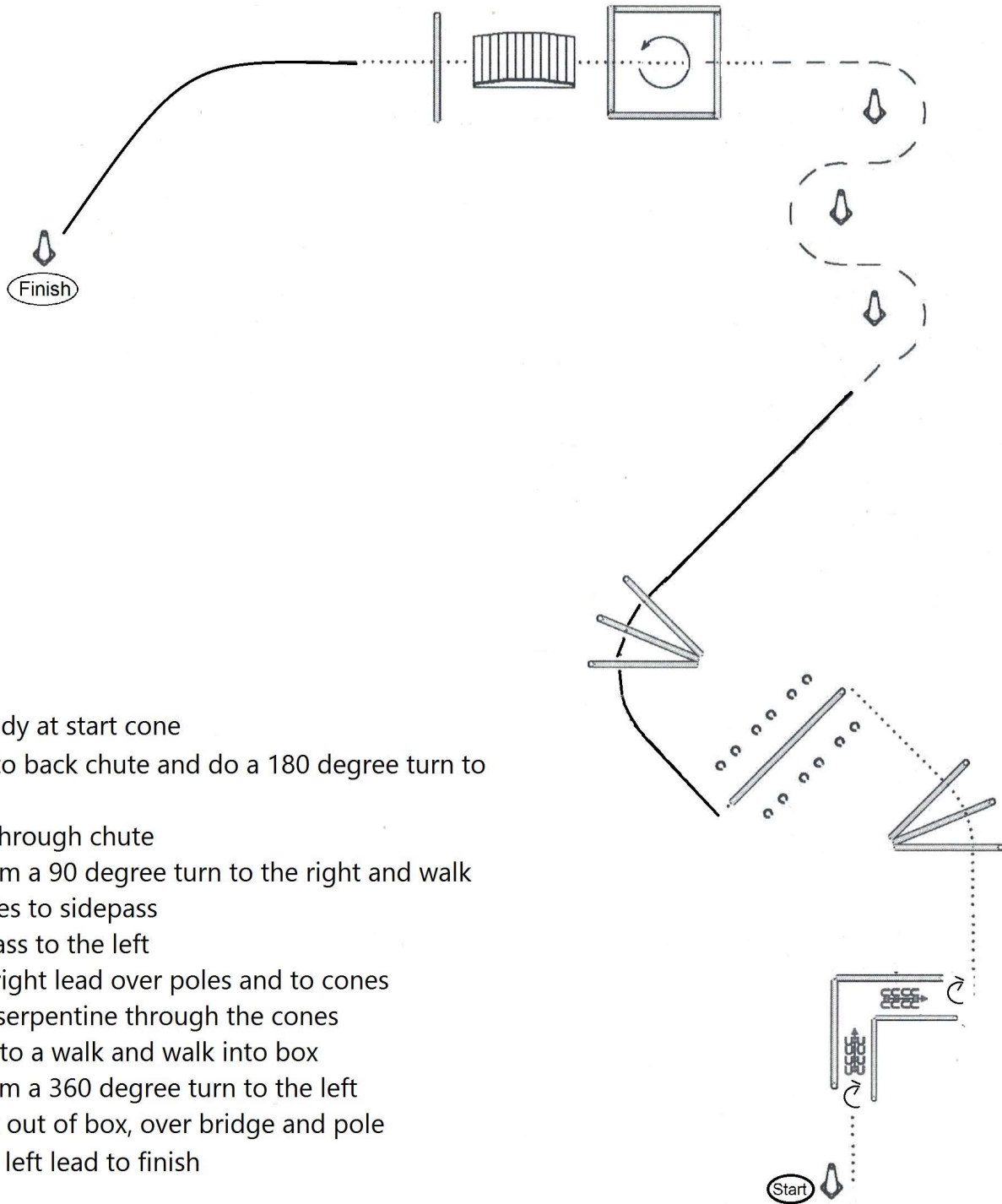


1. Be ready at start cone
2. Walk to back chute and do a 180 degree turn to right.
3. Back through chute
4. Perform a 90 degree turn to the right and walk over poles to sidepass
5. Sidepass to the left
6. Jog over poles
7. Jog a serpentine through the cones
8. Break to a walk and walk into box
9. Perform a 360 degree turn to the left
10. Walk out of box, over bridge and pole
11. Jog to exit

MWHA 28 April 2024

Trail

ALL Walk-Trot-Lope

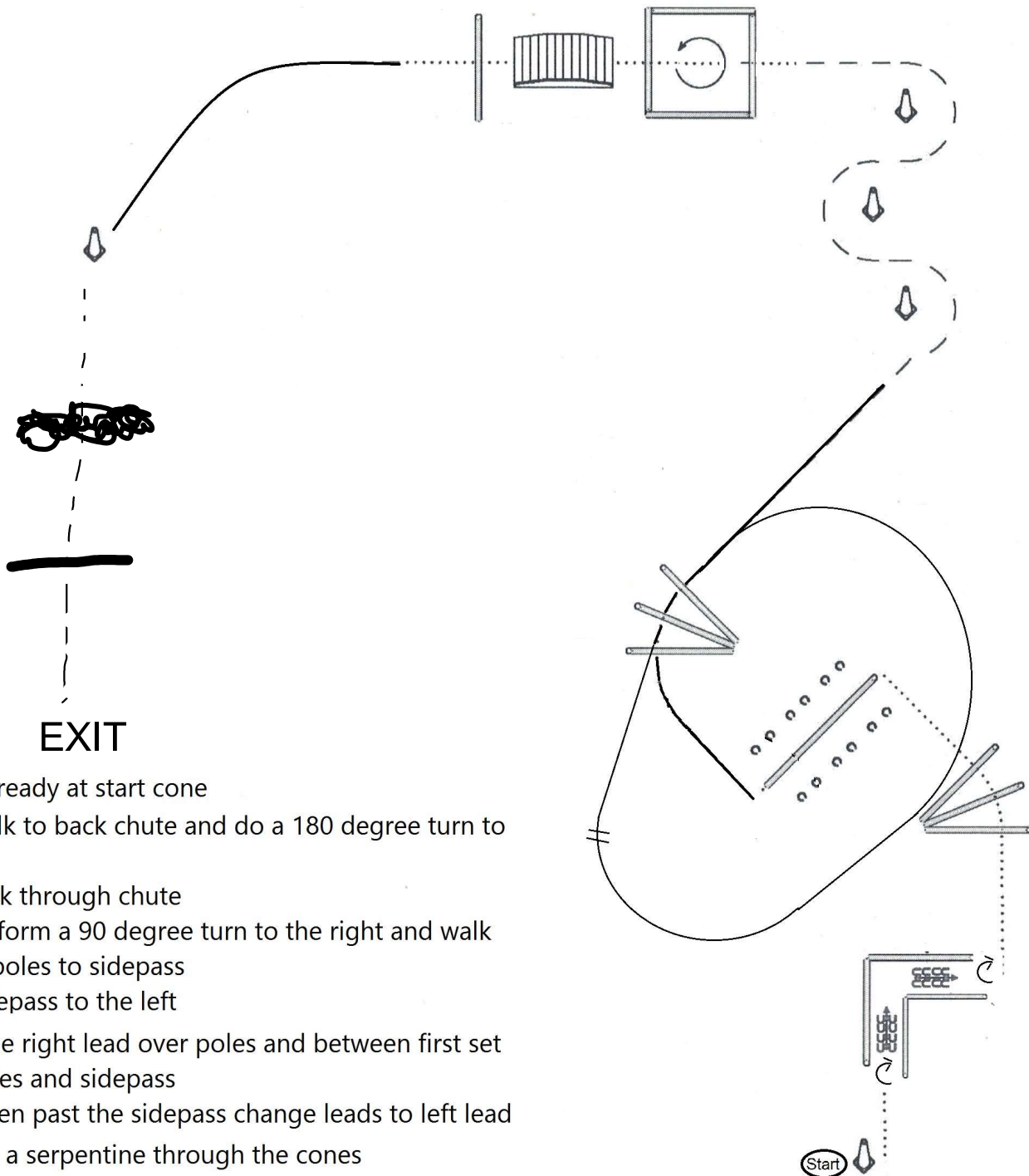


1. Be ready at start cone
2. Walk to back chute and do a 180 degree turn to right.
3. Back through chute
4. Perform a 90 degree turn to the right and walk over poles to sidepass
5. Sidepass to the left
6. Lope right lead over poles and to cones
7. Jog a serpentine through the cones
8. Break to a walk and walk into box
9. Perform a 360 degree turn to the left
10. Walk out of box, over bridge and pole
11. Lope left lead to finish

MWHA 28 April 2024

Trail

RANCH W-T-Lope



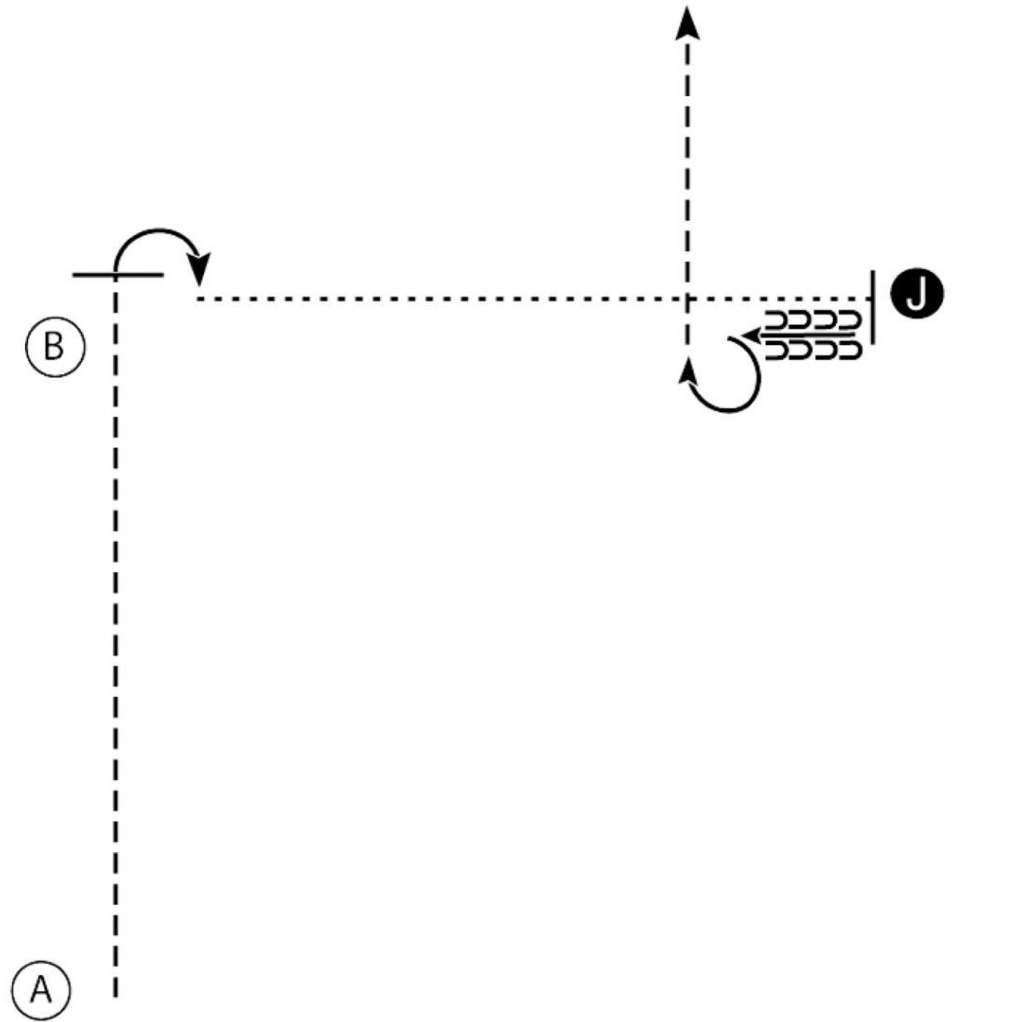
1. Be ready at start cone
2. Walk to back chute and do a 180 degree turn to right.
3. Back through chute
4. Perform a 90 degree turn to the right and walk over poles to sidepass
5. Sidepass to the left
6. Lope right lead over poles and between first set of poles and sidepass
7. When past the sidepass change leads to left lead
8. Jog a serpentine through the cones
9. Break to a walk and walk into box
10. Perform a 360 degree turn to the left
11. Walk out of box, over bridge and pole
12. Lope left lead to cone, dismount, ground tie.
13. Lead horse over brush & log, lead out at jog.

Showmanship All

Show Date: 28 April 2024

www.HorseShowPatterns.com

www.HorseShowPatterns.com



1. Begin at A. Trot from A past B
2. Stop and perform a 90 degree turn
3. Walk to the Judge, stop and set up for inspection
4. When dismissed back one horse length and perform a 270 degree turn
5. Trot to the line-up

Walk
Trot - - - - -
Back ← ↵ ↵ ↵ ↵ ↵ ↵
Marker (B)
Judge (J)

[S/WT-3]

Pattern Provided by:
Judges

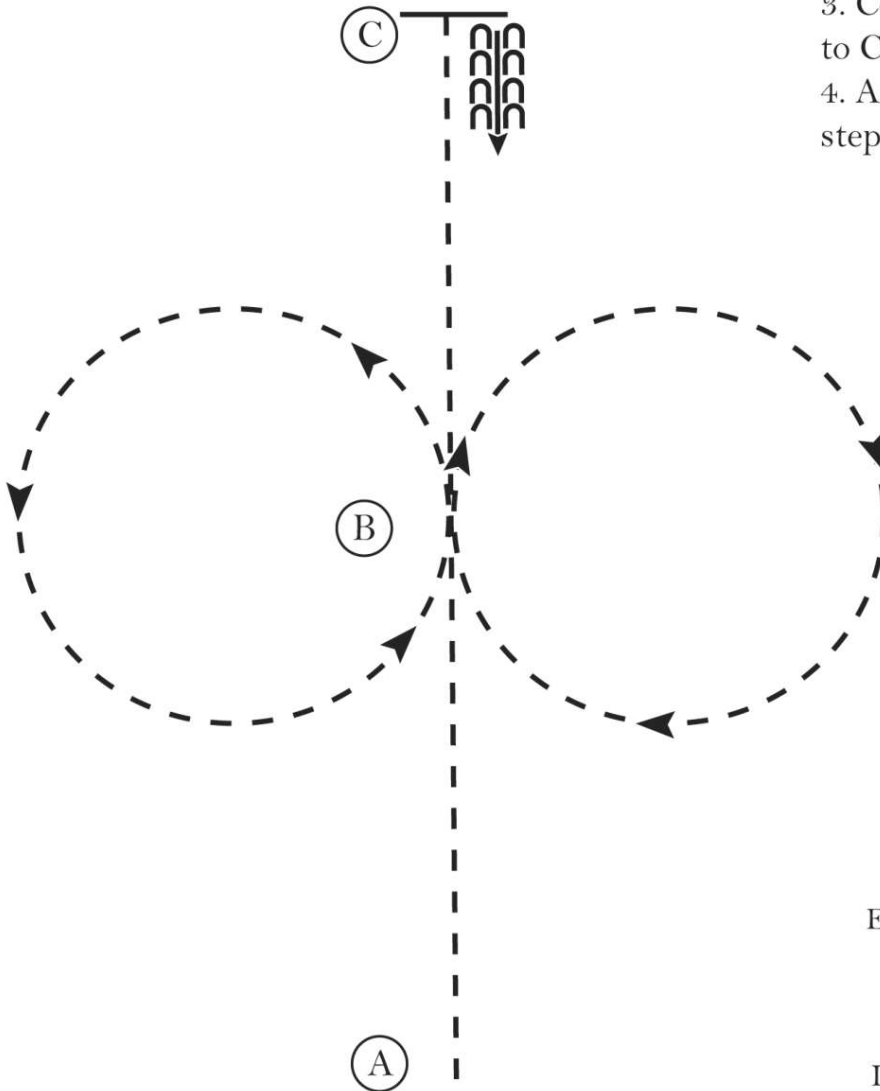
Horsemanship (All Walk Trot & NOVICE)

Show Date: 28 April 2024

w w w . H o r s e S h o w P a t t e r n s . c o m

w w w . H o r s e S h o w P a t t e r n s . c o m

1. Jog A to B
2. At B perform a figure eight, beginning to the right
3. Continue the jog from B to C
4. At C stop and back 4 steps



Walk
Jog	-----
Extended Jog	-----
Lope	—————
Leg Yield	
Lead Change	—/—
Back	←←←←←
Marker	(B)
Sidepass	←- - - ->

[WH/WT-5]

Pattern Provided by:

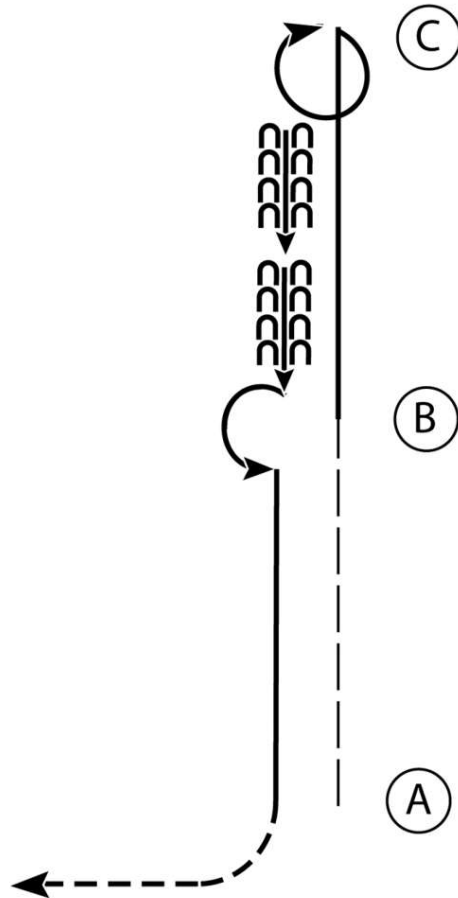
Judges

Horsemanship (All Walk-Trot-Lope)

Show Date: 28 April 2024

w w w . H o r s e S h o w P a t t e r n s . c o m

w w w . H o r s e S h o w P a t t e r n s . c o m



1. Extend the jog from A to B.
2. Lope left lead from B to C.
3. Stop at C and perform a 360 degree turn to the right on the hindquarters.
4. Back to B.
5. Stop and perform a 180 degree turn to the left on the hindquarters.
6. Lope right lead to A.
7. At A jog. Jog to the line-up.

- Walk (dotted line)
- Jog - - - - - (dashed line)
- Extended Jog - - - - - (long dashed line)
- Lope _____ (solid line)
- Leg Yield ||||| (vertical bars)
- Lead Change / / / / / (diagonal lines)
- Back ←←← (curved arrows)
- Marker (B) (circle with B)
- Sidepass ←←← (dashed arrow with arrowheads)

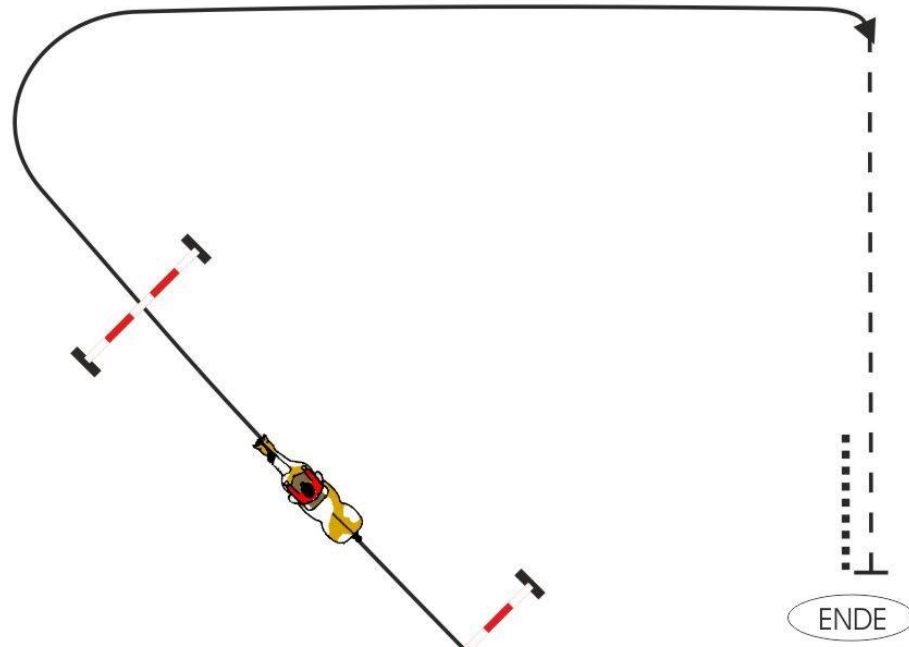
[WH/2-51]

Pattern Provided by:

Judges

MWHA 28 APR 2024

Hunter Hack all classes



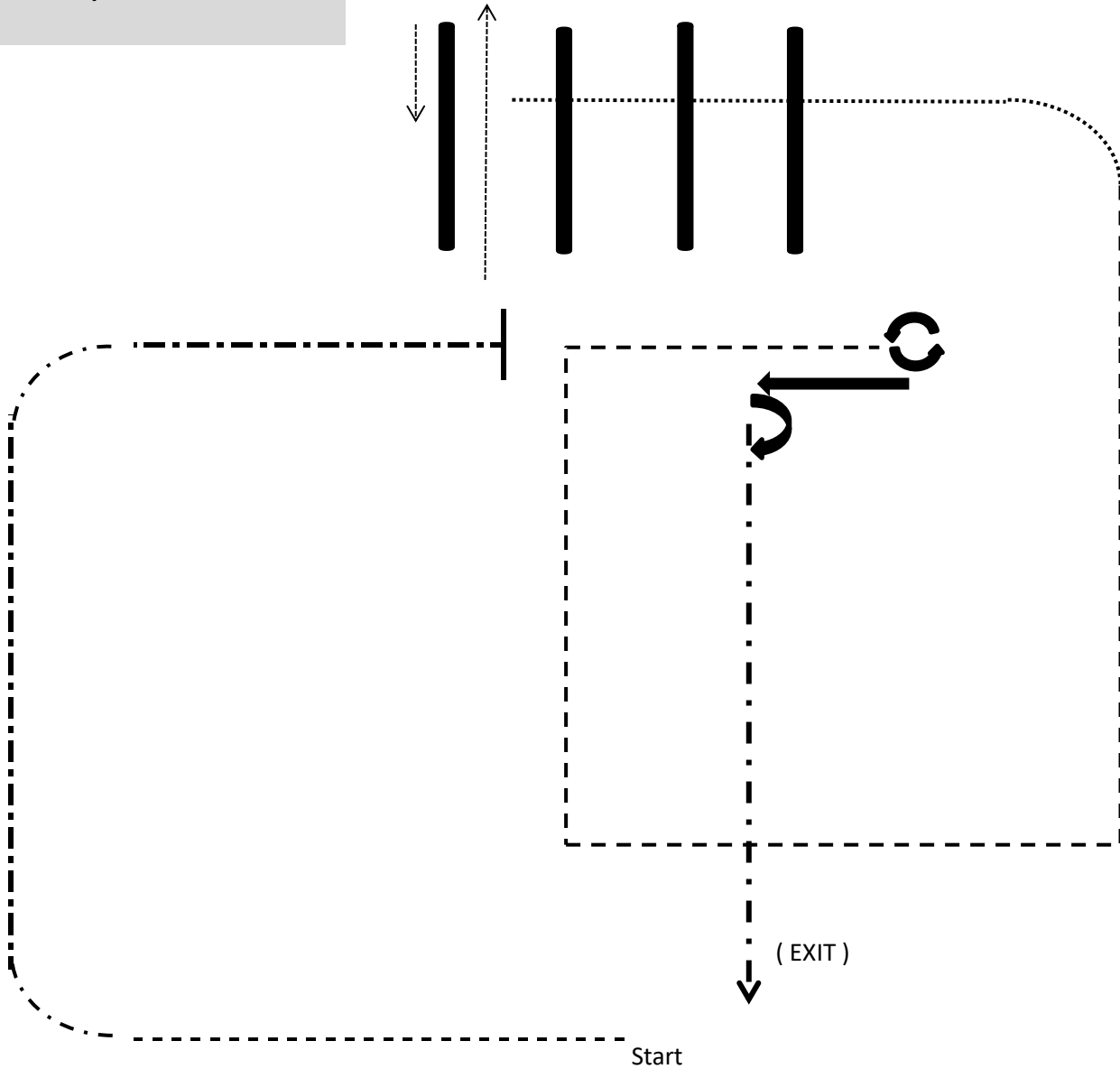
1. Canter 1 circle to the left
 2. Jump combination & change leads
 3. In 2nd corner after jumps break to trot
 4. Trot to center of long side
 5. Stop, Back Up 1 horselength
- **W/T will only Trot not Canter****

Legend	
.....	Walk
- - - - -	Jog
_____	Trot
_____	Lope
_____	Canter
.....	Back Up
●	Marker



RANCH RIDING
Walk Trot
Pattern # 6

USE ONLY 1/2 OF THE ARENA



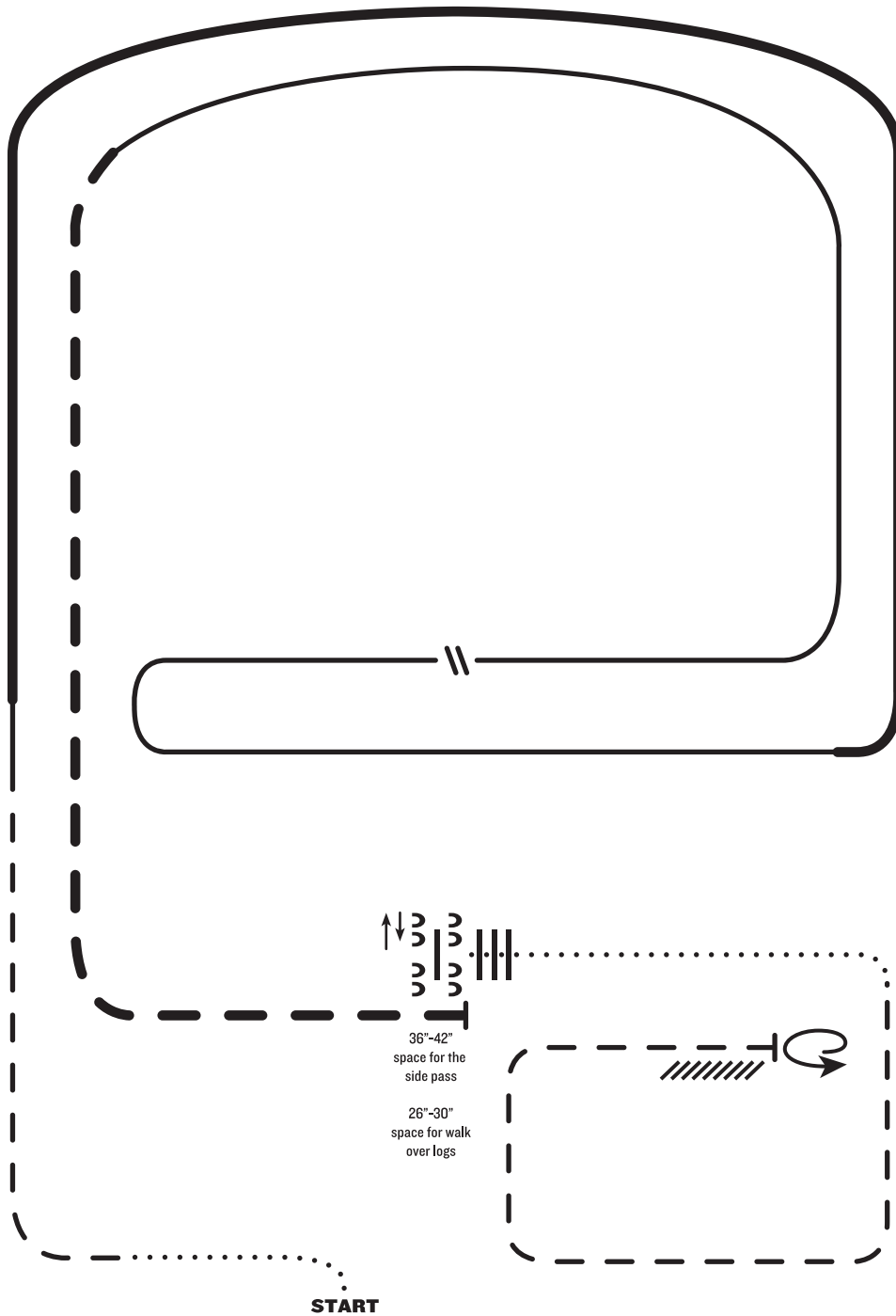
- 1 WALK
- 2 EXT TROT
- 3 STOP
- 4 Side Pass LEFT, over log , Side Pass RIGHT 1/2 way
- 5 WALK over LOGS
- 6 TROT SQUARE
- 7 STOP 360 LEFT
- 8 BACK 6 steps, 1/4 turn RIGHT
- 9 EXIT ARENA at an EXTENDED TROT

WALK
TROT	- - - - -
EXT TROT	—————

RANCH RIDING - PATTERN 4

LEGEND

.....	Walk
....	Extended Walk
- - -	Trot
- - - -	Extended Trot
— — —	Lope
— — — —	Extended Lope
////	Back
//	Lead Change



1. Walk
2. Trot
3. Extended lope right lead
4. Lope right lead
5. Change leads (simple or flying)
6. Lope left lead
7. Extended trot
8. Stop, side pass left, side pass right, 1/2 way
9. Walk over logs
10. Walk
11. Trot square
12. Stop, 360° turn left, and back

Note: The drawn description of this pattern is only intended for the general depiction of the pattern. Exhibitors should utilize the arena space to best exhibit their horses.

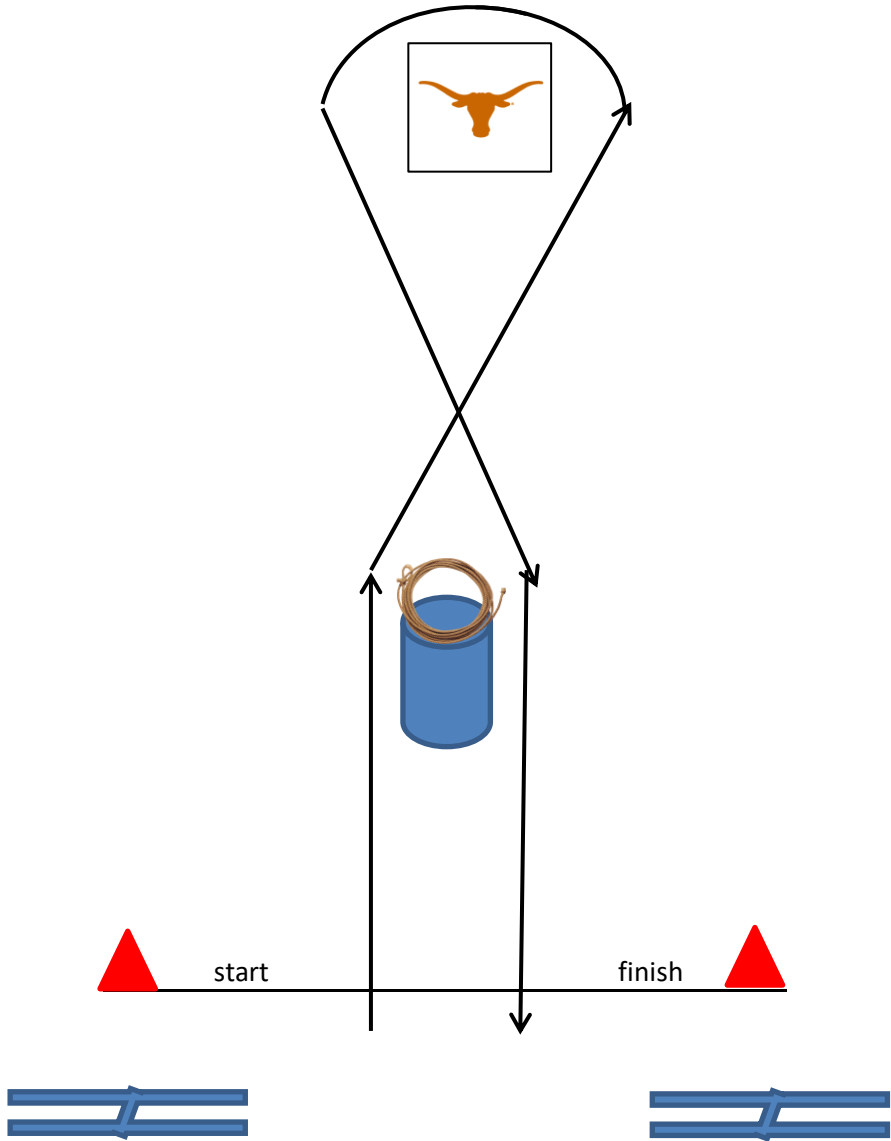


**RANCH
ROUND UP**

Pattern # 3

Cross start line. Go to either side of the barrel. Pick up rope cross line between barrel and steer . Go around steer. Cross line between barrel and steer . Go to other side of barrel return rope. Come back across finish line time ends.

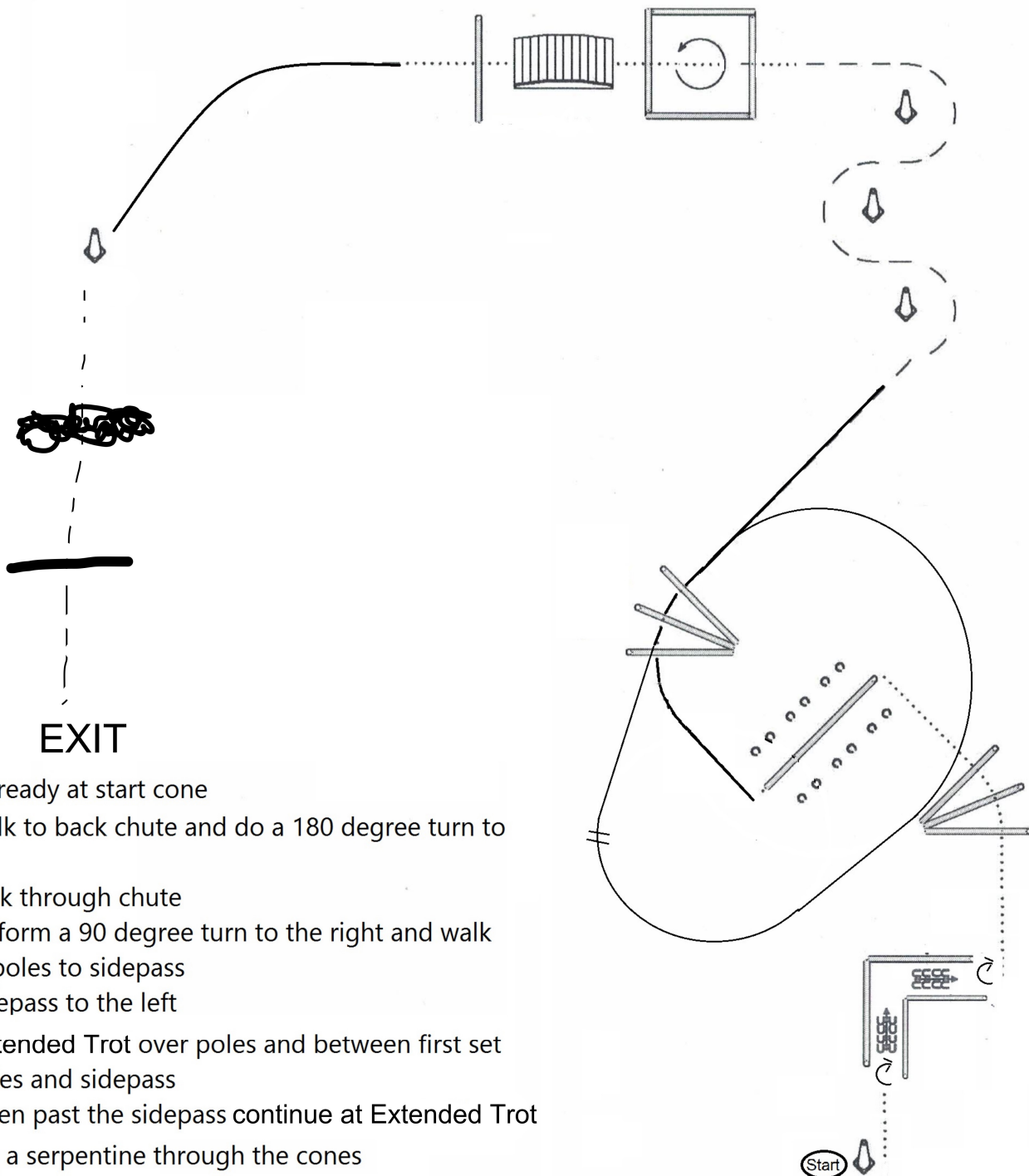
KNOCK DOWN of any obstacle 5 sec. penalty
DISQUALIFICATION : Rope falling to ground, Off course, walk trot entries Loping more then 3 strides, Hitting horse with the rope



MWHA 28 April 2024

Trail

RANCH Walk- Trot



1. Be ready at start cone
2. Walk to back chute and do a 180 degree turn to right.
3. Back through chute
4. Perform a 90 degree turn to the right and walk over poles to sidepass
5. Sidepass to the left
6. Extended Trot over poles and between first set of poles and sidepass
7. When past the sidepass continue at Extended Trot
8. Jog a serpentine through the cones
9. Break to a walk and walk into box
10. Perform a 360 degree turn to the left
11. Walk out of box, over bridge and pole
12. Extended Trot to cone, dismount, ground tie.
13. Lead horse over brush & log, lead out at jog.